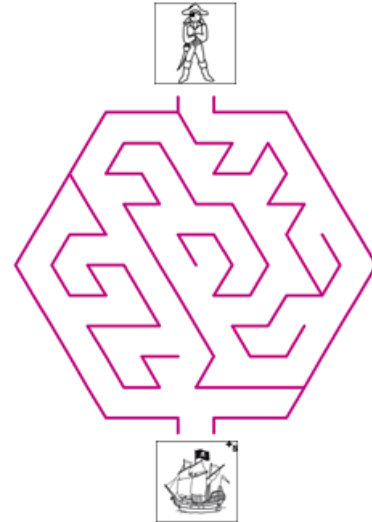










SENSORY PERCEPTION TRAINING

MAZES



Find the way through the maze	Find the way through the maze
	
Find the way through the maze	Find the way through the maze
	
Find the way through the maze	Find the way through the maze
	



MAZES

On the following pages you can find mazes in varying levels of difficulty.

Exercices with mazes are good for:

- attention
- visual perception
- spatial perception
- hand-eye-coordination
- fine motor skills

You can practice in the following way:

- Give your children a maze.
- First, the children should try to find the way ONLY using their eyes.
- If that is too difficult, or if they found the way with their eyes, they should trace the way with their fingers.
- If that works well, they should trace the way with a pen. They shouldn't touch the walls of the maze.

Important: Take care that the exercices are not too difficult, but also not too easy.

Info: After printing you can immediately use the worksheets. The worksheets are very simple in layout, so that there are not any extra impulses. Children are not being distracted and can concentrate on the task. Therefore, this material is also good for working with ADHD-children.

Use: You can use these worksheets at home or in school. You can copy them or hand them out, also as a file. However, you are not allowed to sell these worksheets or to use them in any commercial way.

Mazes are made with the freeware program: [HexMaze](#)

Pictograms are taken from [Picto Selector](#)

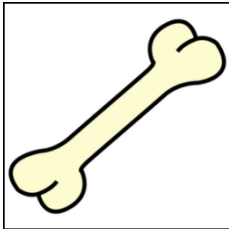


Font: ABeeZee

Edition: 2013




Author: [Stephany Koujou](#)

EASY

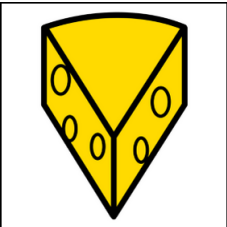

The dog wants the bone. Show the way.



The cat wants to eat the cookies. Show the way.




The mouse wants to eat the cheese. Show the way.




MIDDLE


Find the way through the maze




Find the way through the maze




Find the way through the maze




Find the way through the maze





Find the way through the maze






Find the way through the maze






The pirate wants to go to his ship. Show the way.






The boy wants to play with the other boys. Show the way.



The girl wants to play with the other girls. Show the way.




The horse wants to run to the meadow. Show the way.




DIFFICULT


Find the way through the maze




Find the way through the maze




Find the way through the maze




Find the way through the maze




Find the way through the maze




Find the way through the maze




Find the way through the maze.



Find the way through the maze.




Find the way through the maze.




EXPERT


Find the way through the maze.




Find the way through the maze.



Find the way through the maze




Find the way through the maze.




EINSTEIN

Find the way through the maze.



Find the way through the maze.



Find the way through the maze.

